




Erasmus+



MOVIE

MOVIES AND IMAGE EDUCATION

2017-I-PT01-KA201-035858



Erasmus+

3rd

NEWSLETTER



AGRUPAMENTO DE ESCOLAS EMÍDIO NAVARRO

www.aeen.pt

Parents and students in Serra da Arrábida

A walk through the Serra da Arrábida took place last Saturday, September 12th, the main objective of which was to transmit to students and their parents the knowledge necessary for making short videos. Activity carried out within the scope of the project Movie and image in educational context, of the Grouping of Schools Emídio Navarro, which aims to sensitize the entire school community to the use of video in the classroom and show how it can help, support and motivate students to learning and often prevent school dropout.

Before leaving for the discovery, the project coordinator, Rui Baltazar, briefly explained the objectives of the Movie project and made known all the activities that have been carried out by it. He then gave the word to TV Almada's partner and specialist, António Oliveira, who explained clearly and succinctly how the participants should make their videos.

After these initial moments, the group set out to discover the breath-taking landscapes of the Serra da Arrábida, where they spent a very lively and productive morning, always complying with all the rules issued by the competent health authorities, who had given prior authorization to hold this event. The route allowed us to make fascinating videos with a beautiful view.

In the end, all participants were quite satisfied and enthusiastic, praising the teachers involved in this project, for the initiative they took, also mentioning that they learned and discovered fundamental techniques for making their videos.

You can see the film of these activities at https://youtu.be/7aiar_IPhIw



3ο Γενικό Λύκειο Ηλιούπολης

<https://3lykeioilioupolis.com/>

3RD GENERAL LYCEUM OF ILIOUPOLIS, ATHENS, GREECE

Quality in Education via Ersamus+ programmes Movies, Images and SDGoals in Secondary Education!

In our training, in the first, introductory, workshop; we presented the Tool kit (draft), the theme of Sustainable Development Goals (SDGoals) as set by Unicef and the rules of the project-contest, a mail address for questions and the MOVIE project's Web Library site for more ideas. <https://www.scoop.it/u/anna-drakotou/curated-scoops>

In the second workshop; we had a presentation of example videos filmed by BashArt Creative workshop in order to identify the video aspects and preparation stages of an audiovisual-short video: pre-production - production - post production. Then, the students used the storyboard writing exercises to share ideas on the SDGoals. Finally, they did video shooting exercises, according to the Tool Kit shooting tips. All the shooting and video tips were given printed and emailed to them.





3ο Γενικό Λύκειο Ηλιούπολης

<https://3lykeioilioupolis.com/>

3RD GENERAL LYCEUM OF ILIOUPOLIS, ATHENS, GREECE




In the third workshop; we had a meeting for editing tips of the videos made, in pairs, before their evaluation and presentation by the team of teachers. All videos were uploaded on YouTube.

We have had in total seventeen (17) videos out of which we selected nine (9) made by eighteen (18) students published in the school's website <https://3lykeioilioupolis.com/2019/07/04/αποτελέσματα-του-διαγωνισμού-για-τη-σ/>. By October 2019, both the students and their parents were presented the videos and further informed about the Erasmus programme goals and the preparation to welcome the Emidio Navarro students and teachers by January 2020.

The European Programmes Coordinator, 3rd Lykeio Ilioupolis, Athens, Greece

Prof. Anna Drakotou, MA TESL/TEFL, Vermont, US



CENTRO EDUCAZIONE MEDIA

www.educazionemedia.it

Training for Trainers

Workshop for teachers and trainers about Tool Kit: “How to use Video Education in class”:

- How to workshop at school
- How to create video
- How to create video with students

During one of these meetings we had the collaboration of Rui Baltazar and Marina Neves of the portuguese team because they were in Italy, visiting CEM.





UNIVERSITY OF ORADEA

www.uoradea.ro


In the spring of 2019 (April 4-5, 2019), an international conference on The Role of Intercultural communication in adapting ethnic groups to the European Union social space was held at the University of Oradea, at the Faculty of Socio-Human Sciences. This international conference was attended by guests and speakers from North Macedonia, Hungary, USA, Ukraine, Republic of Moldavia, Switzerland and Romania. Notable guests at the opening of this event were the Deputy Mayor of Oradea, Mr. Florin Birta, the President of the Senate of the University of Oradea, the Prefect of Bihor County and other prominent personalities of the University of Oradea and Bihor County.





www.uoradea.ro

UNIVERSITY OF ORADEA



The Romanian team of the Movie Project, in addition to organizing this conference, also presented the project of which it is part. The members of the Movie Project team, made up of teachers from Bihor County, mostly university teachers, talked about the benefits of using film in the educational process, both as a resource and as a means to more easily integrate children of different ethnicities. Professor Karla Barth, the team leader of the Romanian team, highlighted and explained all the stages of this project, presenting both the international team within the project and the objectives that Romania, as part of this project, has achieved, together with the other members from Portugal, Italy, Slovenia and the United Kingdom. The participation of the Romanian team in this international conference was a real success, due to the fact that those present, through lectures and materials presented, were able to realize the importance of teaching - learning through multimedia.

BASH ART CREATIVE

www.bashartcreative.com



‘Still Game’ Video Training Project

We worked with the staff and residents of a care home for young adults on a film project. We delivered workshops with the group using the video toolkit, the group learnt to use the camera and explored the style of film of film they wanted to make. ‘Still Game’ was and still is a very popular Scottish comedy show and the participants had a strong affection for these characters and wanted to make a homage to their work.

With this idea in mind the group researched The TV shows, picked scenes that they wanted to perform, wrote the scripts and storyboards. The main characters went through drama workshops, made decisions on clothes and storyboarded scenes that were going to be filmed. The film crew were given technical workshops in using camera and sound equipment, young people prepared shot lists with shot sizes to recreate the look of the original show.

Using the unit itself a room was turned into a set and for one of the sequences we introduced a workshop in green screen to be able to replace the background with another image to create special effects.

At the end the film was shared with the staff and residents at the care home and a special screening in a local cinema in Glasgow. It was amazing to see these young people who have come through obstacles in life and were prepared to deliver a performance and in the process try to find their voice. Here is the link to the clip that the young people made: <https://vimeo.com/340351746/e8cf13b1bb> and here is the original show: <https://www.bbc.co.uk/programmes/b006qgl8>.





www.lu-velenje.si

ANDRAGOŠKI ZAVOD LJUDSKA UNIVERZA VELENJE

In the week from 23 to 27 September 2019, Ljudska univerza Velenje conducted training within the ERASMUS + project MOVIE. The main goals of the project are, with the help of examples of good didactic practices, to create a basis and instructions for training educators in teaching with the help of short video content. With this, we intend to increase motivation for learning and prepare and train teachers for the use of IT, social media, film and visual content and other technological and creative forms in teaching. Learning with the help of films how to effectively use existing recordings, how to prepare new ones and how to integrate them well into educational content is only a part of the content we discussed in this training.



The added value to the training and the presentation of the successful motivation of students who left school early (for various reasons) was presented by the guest Natalija Žalec. She presented to the project partners the success story of the PUM project, which is a program in which younger adults aged 15 to 26 who have unsuccessfully completed or dropped out of primary, vocational, professional or grammar school level are included for a period of up to 10 months. In the program, with the support of mentors and external collaborators, they can acquire competencies that enable them to successfully approach the labor market or continue their education. At the end of the presentation of the example of good practice of the previously mentioned project, the guest also answered the questions of the partners.



Based on past and current ERASMUS + projects, Ljudska univerza Velenje already has quite a bit of experience on the topic of inverted learning and has also presented the latter to its partners. The innovative method of reverse learning is also based on the use of short educational video content, which is also the purpose of the MOVIE project.

A good part of the training took place in a model city, where we transformed into actors, directors, cameramen, screenwriters and more with our MOVIE project partners. In the presence of experts Miha Cojhter and Erik Kapfer, we learned about the key steps in making films and short video content with the help of theory, and then we tested ourselves in practice. We split into groups, where each made their own video with a previously chosen theme. A film matinee of short films followed.

The training in Velenje was useful for all partners, as everyone learned how we can motivate students to learn with the help of short video content. We can use existing films or make them ourselves (where we can also involve the students themselves).

